



## EFFECTS OF CHEMICAL REACTION ON MHD UNSTEADY FREE CONVECTIVE WALTER'S MEMORY FLOW WITH CONSTANT SUCTION AND HEAT SINK

Tusharkanta Das<sup>1\*</sup>, Nityananda Senapati<sup>2</sup> and Rajendra Kumar Dhal<sup>3</sup>

<sup>1</sup>G.I.T., Bhubaneswar, Orissa (INDIA)

<sup>2</sup>Department of Mathematics, Ravenshaw University, Cuttack, Orissa -753003(INDIA)

<sup>3</sup>J.N.V.Paralakhemundi, Gajapati, Orissa-761201(INDIA)

(Received on: 03-10-12; Revised & Accepted on: 30-10-12)

### ABSTRACT

*Effect of chemical reaction on free convection MHD memory flow of an incompressible and electrically conducting fluid past an infinite vertical plate in the presence of constant suction and heat sink has been studied. The dimensionless governing equations are solved using multi-parameter perturbation technique. The results are obtained for mean velocity, mean mass concentration, Sherwood number and skin friction of mean velocity. The effect of various material parameters are discussed on flow variables and presented by graphs and tables.*

**Keywords:** Constant Suction, Free convection, Vertical plate, chemical reaction, memory flow, sink, Mass transfer and MHD.

### 1. INTRODUCTION

The propagation of thermal energy through mercury and electrolytic solution in the presence of external magnetic field and heat absorbing sinks has wide range of application in chemical and aeronautical engineering, atomic propulsion, space science etc. The effect of magnetic field on free convective flow of electrically conducting fluids past a semi-infinite flat plate has been analysed by Gupta [1] and Vajravelu et al [2]. Raptis et al [4] and Geindreau et al [8] studied the effect of magnetic field in flow through porous medium. Raptis, Kafousias and Massalas [3] have studied the steady free convection and mass transfer through porous medium. Mohapatra and Senapati [5] have considered the steady MHD free convection flow through a porous medium with mass transfer. Mohapatra and Senapati [6, 7] have investigated the unsteady MHD free convection flow with mass transfer through porous medium past a vertical plate. Unsteady effect on MHD free convective and mass transfer flow through porous medium with constant suction and constant heat flux in rotating system was studied by Sharma [9]. MHD convective flow of a micropolar fluid past a continuously moving vertical porous plate in the presence of heat generation/absorption was studied by Rahman et al.[10]. Ramana Murthy et al. [11] have studied the MHD unsteady free convective walter's memory flow with constant suction and heat sink. Senapati and Dhal [12] have studied magnetic effect on mass and heat transfer of a hydrodynamic flow past a vertical oscillating plate in presence of chemical reaction. Senapati et al. [13] have discussed the mass transfer effects on MHD unsteady free convective Walter's memory flow with constant suction and heat sink

It is proposed to the effects of chemical reaction on MHD unsteady free convective Walter's memory flow with constant suction and heat.

### 2. FORMULATION OF THE PROBLEM

An unsteady two dimensional free convective memory flow of an electrically conducting and incompressible fluid past an infinite vertical porous plate with constant suction and heat sink in the presence of chemical reaction has been considered.  $X_1$ -axis is taken along the vertical plate in upward direction and the  $Y_1$ -axis is taken normal to the plate in the direction of applied uniform magnetic field of strength  $H_0$ . The magnetic permeability  $\mu_0$  is constant throughout the field. There exist free convection current in the vicinity of the plate. It is assumed that a fluid has constant properties and the variation of density with temperature and mass concentration are considered only in the body force term. Joule dissipation and induced magnetic field are neglected. All the variables in this flow are the function of  $y_1$  and time  $t_1$  only as the plate is infinite length. Initially, the temperature and mass concentration at the plate before chemical reaction are respectively  $T_p$  and  $C_p$ , also the temperature and mass concentration of fluid are respectively  $T_\infty$  and  $C_\infty$ . After first order chemical reaction ( $t_1 > 0$ ), it is assumed that the temperature and mass concentration at the plate rise to  $T_1 = T_p + \epsilon(T_p - T_\infty)e^{i\omega_1 t_1}$  and  $C_1 = C_p + \epsilon(C_p - C_\infty)e^{i\omega_1 t_1}$ . Applying usual Boussinesq's approximation the unsteady flow is governed by the following equations:

**Corresponding author: Tusharkanta Das<sup>1\*</sup>, <sup>1</sup>G.I.T., Bhubaneswar, Orissa (INDIA)**

$$\frac{\partial v_1}{\partial t_1} = 0 \quad (1)$$

$$\Rightarrow v_1 = V_0$$

$$\frac{\partial u_1}{\partial t_1} + v_1 \frac{\partial u_1}{\partial y_1} = g\beta(T_1 - T_\infty) + g\beta_c(C_1 - C_\infty) + v \frac{\partial^2 u_1}{\partial y_1^2} - \frac{\sigma B_0^2 u_1}{\rho} - B_1 \left( \frac{\partial^2 u_1}{\partial t_1 \partial y_1^2} + v_1 \frac{\partial^2 u_1}{\partial y_1^2} \right) \quad (2)$$

$$\frac{\partial T_1}{\partial t_1} + v_1 \frac{\partial T_1}{\partial y_1} = k \frac{\partial^2 T_1}{\partial y_1^2} + S_1(T_1 - T_\infty) + \frac{v}{c_p} \left( \frac{\partial u_1}{\partial y_1} \right)^2 \quad (3)$$

$$\frac{\partial C_1}{\partial t_1} + v_1 \frac{\partial C_1}{\partial y_1} = D \frac{\partial^2 C_1}{\partial y_1^2} - k^*(C_1 - C_\infty) \quad (4)$$

The initial and boundary conditions of the problem are

$$u_1 = V_0, T_1 = T_p + \epsilon(T_p - T_\infty)e^{i\omega_1 t_1}, C_1 = C_p + \epsilon(C_p - C_\infty)e^{i\omega_1 t_1} \text{ at } y_1 = 0 \quad (5)$$

$$u_1 \rightarrow 0, T_1 \rightarrow T_\infty, C_1 \rightarrow C_\infty \quad \text{as } y_1 \rightarrow \infty$$

where  $\rho$  is the density,  $g$  acceleration due to gravity,  $\beta$  is the co-efficient of thermal expansion,  $k$  is the thermal conductivity,  $\nu$  the kinematic viscosity,  $\sigma$  is electrical conductivity,  $B_0 (= H_0 \mu_e)$  is the electromagnetic induction.  $\beta_c$  is the co-efficient of expansion of mass and  $D$  is the diffusion constant.

On introducing the following non-dimensional quantities and parameters,

$$u = \frac{u_1}{V_0}, y = \frac{V_0 y_1}{\nu}, t = \frac{t_1 V_0^2}{\nu}, T = \frac{T_1 - T_\infty}{T_p - T_\infty}, C = \frac{C_1 - C_\infty}{C_p - C_\infty}, Pr = \frac{\nu}{k}, M = \frac{\sigma \nu B_0^2}{\rho V_0^2}$$

$$S = \frac{4s_1 \nu}{V_0^2}, \omega = \frac{4\omega_1 \nu}{V_0^2}, Gr = \frac{g\beta \nu (T_p - T_\infty)}{V_0^2}, Gm = \frac{g\beta_c \nu (C_p - C_\infty)}{V_0^2} \quad (6)$$

$$Ec = \frac{V_0^2 (T_p - T_\infty)}{C_p}, Rm = \frac{B_1 V_0^2}{\nu^2}, Sc = \frac{\nu}{D}, K = \frac{K^* V_0^2}{\nu}$$

where  $B_1, \rho, \kappa, C_p, Pr, Gr, Gm, S, Sc, Ec, M, K$  and  $R_m$  are coefficient of volumetric expansion, density, thermal conductivity, specific heat at constant pressure, Prandtl number, Grashoff number, modified Grashoff number, Sink strength, Schmidt number, Eckert number, Hartmann number, Chemical reaction parameter and Magnetic Reynolds number, respectively. Using equation (6), equations (2) to (4) with boundary conditions (5) become

$$\frac{1}{4} \frac{\partial u}{\partial t} - \frac{\partial u}{\partial y} = \frac{\partial^2 u}{\partial y^2} + Gr T + Gm C - Mu - R_m \left( \frac{1}{4} \frac{\partial^2 u}{\partial t \partial y^2} - \frac{\partial^2 u}{\partial y^2} \right) \quad (7)$$

$$\frac{1}{4} \frac{Pr \partial T}{\partial t} - \frac{Pr \partial T}{\partial y} = \frac{\partial^2 T}{\partial y^2} + \frac{Pr ST}{4} + Ec Pr \left( \frac{\partial u}{\partial y} \right)^2 \quad (8)$$

$$\frac{1}{4} \frac{Sc \partial C}{\partial t} - \frac{Sc \partial C}{\partial y} = \frac{\partial^2 C}{\partial y^2} - \frac{Sc KC}{4} \quad (9)$$

With corresponding boundary conditions

$$u = 0, T = 1 + \epsilon e^{i\omega t}, C = 1 + \epsilon e^{i\omega t} \quad \text{at } y = 0$$

$$u \rightarrow 0, T \rightarrow 0, C \rightarrow 0 \quad \text{as } y \rightarrow \infty \quad (10)$$

To solve equations (7) to (9), we assume  $\omega$  to be very small and velocity, Temperature and mass concentration in the neighborhood of the plate as

$$\left. \begin{aligned} u(y, t) &= u_0(y) + \epsilon e^{i\omega t} u_1(y) \\ T(y, t) &= T_0(y) + \epsilon e^{i\omega t} T_1(y) \\ C(y, t) &= C_0(y) + \epsilon e^{i\omega t} C_1(y) \end{aligned} \right\} \quad (11)$$

Where  $u_0, T_0$  and  $C_0$  are mean velocity, mean temperature and mass concentration, respectively. Substituting (11) in equations (7) to (9), equating harmonic and non-harmonic terms for mean velocity, mean temperature and mass concentration after neglecting co-efficient of  $\epsilon^2$ , we get

$$R_m u_0'' + u_0' + u_0' - M u_0 = -G_r T_0 - G_m C_0 \quad (12)$$

$$T_0'' + P_r T_0' + \frac{P_r S T_0}{4} = -P_r E_c (u_0')^2 \quad (13)$$

$$C_0'' + S_c C_0' - \frac{S_c K C_0}{4} = 0 \quad (14)$$

As the equation (12) is third order differential equation presence of elasticity, therefore  $u_0$  is expanded using Beard and Walters rule [3], i.e

$$u_0 = u_{00} + R_m u_{01} \quad (15)$$

and substitute in equation (12), equating the zeroth and first order co-efficient of  $R_m$ , we get

$$u_{00}'' + u_{00}' - M u_{00} = -G_r T_0 - G_m C_0 \quad (16)$$

$$u_{01}'' + u_{01}' - M u_{01} = -u_{00}'' \quad (17)$$

Using multiparameter perturbation technique and assuming  $Ec \ll 1$ , we write

$$\left. \begin{aligned} u_{00} &= u_{000} + Ec u_{001} \\ u_{01} &= u_{011} + Ec u_{012} \\ T_0 &= T_{00} + Ec T_{01} \\ C_0 &= C_{00} + Ec C_{01} \end{aligned} \right\} \quad (18)$$

Using equation (18) in equation (13), (14), (16) and (17), equating the zeroth and first order co-efficient of  $Ec$ , we get the following differential equations

**Zero-order of  $Ec$ :**

$$\left. \begin{aligned} u_{000}'' + u_{000}' - M u_{000} &= -G_r T_{00} - G_m C_{00} \\ u_{011}'' + u_{011}' - M u_{011} &= -u_{000}'' \\ T_{00}'' + P_r T_{00}' + \frac{P_r S T_{00}}{4} &= 0 \\ C_{00}'' + S_c C_{00}' - \frac{S_c K C_{00}}{4} &= 0 \end{aligned} \right\} \quad (19)$$

**First-order of  $Ec$ :**

$$\left. \begin{aligned} u_{001}'' + u_{001}' - M u_{001} &= -G_r T_{01} - G_m C_{01} \\ u_{012}'' + u_{012}' - M u_{012} &= -u_{001}'' \\ T_{01}'' + P_r T_{01}' + \frac{P_r S T_{01}}{4} &= -P_r (u_{000}')^2 \\ C_{01}'' + S_c C_{01}' - \frac{S_c K C_{01}}{4} &= 0 \end{aligned} \right\} \quad (20)$$

with corresponding boundary conditions

$$\left. \begin{aligned} y=0: \quad u_{000} &= u_{001} = u_{011} = u_{012} = 0, \\ &T_{00} = 1, T_{01} = 0, \\ &C_{00} = 1, C_{01} = 0 \\ y \rightarrow \infty: \quad T_{00} &\rightarrow T_{01} \rightarrow 0, \quad C_{00} \rightarrow C_{01} \rightarrow 0 \end{aligned} \right\} \quad (21)$$

### 3. METHOD OF SOLUTION

Solving these differential equations from (19-20), using boundary conditions (21), and then making use of equation (18). Finally with the help of equation (15) we obtain the mean velocity  $u_0$ , mean temperature  $T_0$ , mean mass concentration  $C_0$  as follows

$$u_0 = A_{13}e^{-(t_2y)} + A_{11}e^{-(t_1y)} + A_{12}e^{-(t_3y)} + E_C[A_{28}e^{-(t_2y)} + A_{21}e^{-(t_1y)} + A_{22}e^{-2(t_2y)} + A_{23}e^{-2(t_1y)} + A_{24}e^{-2(t_3y)} + A_{25}e^{-((t_1+t_2)y)} + A_{26}e^{-((t_3+t_2)y)} + A_{27}e^{-((t_3+t_1)y)} + A_{31}e^{-(t_1y)} + A_{29}e^{-(t_3y)} + A_{30}e^{-(t_1y)} + A_{39}e^{-(t_2y)} + A_{32}e^{-(t_1y)} + A_{33}e^{2(-t_2y)} + A_{34}e^{2(-t_2y)} + A_{35}e^{2(-t_3y)} + A_{36}e^{-(t_1+t_2)y} + A_{37}e^{-(t_3+t_2)y} + A_{38}e^{-(t_3+t_1)y}] \quad (22)$$

$$T_0 = e^{-(t_1y)} + E_C[A_{20}e^{-(t_1y)} + A_{14}e^{-2(t_2y)} + A_{15}e^{-2(t_1y)} + A_{16}e^{-2(t_3y)} + A_{17}e^{-((t_1+t_2)y)} + A_{18}e^{-((t_3+t_2)y)} + A_{19}e^{-((t_3+t_1)y)}] \quad (23)$$

$$C_0 = e^{-t_3y} \quad (24)$$

$$\text{where } t_1 = \frac{P_r + \sqrt{P_r^2 - P_r S}}{2}, t_2 = \frac{1 + \sqrt{1 + 4M}}{2}, t_3 = \frac{S_c + \sqrt{S_c^2 + S_c k}}{2}$$

$$A_{11} = (-G_r)/[2P_r^2 - P_r S + 2P_r\sqrt{(P_r^2 - P_r S)} - 2P_r - 2\sqrt{(P_r^2 - P_r S) - 4M}]$$

$$A_{12} = \frac{-Gm}{S_c^2 - S_c - M}, A_{13} = -(A_{11} + A_{12}), A_{14} = \frac{-P_r A_{13}^2}{4t_2^2 - 2t_2 P_r + \frac{P_r S}{4}}$$

$$A_{15} = \frac{-P_r A_{11}^2}{4t_1^2 - 2t_1 P_r + \frac{P_r S}{4}}, A_{16} = \frac{-P_r A_{12}^2}{4t_3^2 - 2t_3 P_r + \frac{P_r S}{4}}, A_{17} = \frac{-2P_r A_{13} A_{11}}{(t_1 + t_2)^2 - (t_1 + t_2)P_r + \frac{P_r S}{4}}$$

$$A_{18} = \frac{-2P_r A_{13} A_{12}}{(t_3 + t_2)^2 - (t_3 + t_2)P_r + \frac{P_r S}{4}}, A_{19} = \frac{-2P_r A_{11} A_{12}}{(t_3 + t_1)^2 - (t_3 + t_1)P_r + \frac{P_r S}{4}}$$

$$A_{20} = -(A_{14} + A_{15} + A_{16} + A_{17} + A_{18} + A_{19})$$

$$A_{21} = \frac{A_{20}}{t_1^2 - t_1 - M}, A_{22} = \frac{A_{14}}{4t_2^2 - 2t_2 - M}, A_{23} = \frac{A_{15}}{4t_1^2 - 2t_1 - M}, A_{24} = \frac{A_{16}}{4t_3^2 - 2t_3 - M}$$

$$A_{25} = \frac{A_{17}}{(t_1 + t_2)^2 - (t_1 + t_2) - M}, A_{26} = \frac{A_{18}}{(t_3 + t_2)^2 - (t_3 + t_2)P_r - M}, A_{27} = \frac{A_{19}}{(t_3 + t_1)^2 - (t_3 + t_1)P_r - M}$$

$$A_{28} = -(A_{21} + A_{22} + A_{23} + A_{24} + A_{25} + A_{26} + A_{27})$$

$$A_{31} = -(A_{30} + A_{29}), A_{30} = \frac{t_1^3 A_{11}}{t_1^2 - t_1 - M}, A_{29} = \frac{S_c^3 A_{12}}{t_3^2 - t_3 - M}$$

$$A_{32} = \frac{t_1^3 A_{21}}{t_1^2 - t_1 - M}, A_{33} = \frac{8t_2^3 A_{22}}{4t_2^2 - 2t_2 - M}, A_{34} = \frac{8t_1^3 A_{23}}{4t_1^2 - 2t_1 - M}, A_{35} = \frac{8t_3^3 A_{24}}{4t_3^2 - 2t_3 - M}$$

$$A_{36} = \frac{(t_1 + t_2)^3 A_{25}}{(t_1 + t_2)^2 - (t_1 + t_2) - M}, A_{37} = \frac{(t_3 + t_2)^3 A_{26}}{(t_3 + t_2)^2 - (t_3 + t_2) - M}, A_{38} = \frac{(t_3 + t_1)^3 A_{27}}{(t_3 + t_1)^2 - (t_3 + t_1) - M}$$

$$A_{39} = -(A_{32} + A_{33} + A_{34} + A_{35} + A_{36} + A_{37} + A_{38})$$

The mean skin friction/shearing stress at the plate in dimensional form is given by

$$\tau_0 = \left(\frac{\partial u_0}{\partial y}\right)_{(y=0)} = -[A_{13}t_2 + A_{11}t_1 + A_{12}t_3 + E_C[A_{28}t_2 + A_{21}t_1 + A_{22}2t_2 + A_{23}2t_1 + A_{24}2t_3 + A_{25}(t_1 + t_2) + A_{26}(t_3 + t_2) + A_{27}(t_3 + t_1) + A_{31}t_1 + A_{29}t_3 + A_{30}t_1 + A_{39}t_2 + A_{32}t_1 + A_{33}2t_2 + A_{34}2t_2 + A_{35}2t_3 + A_{36}(t_1 + t_2) + A_{37}(t_3 + t_2) + A_{38}(t_3 + t_1)]] \quad (25)$$

Similarly the mean rate of heat transfer at the plate / Nusselt Number is given by

$$Nu_0 = -\left(\frac{\partial T_0}{\partial y}\right)_{(y=0)} = t_1 + E_C[A_{20}t_1 + A_{14}2t_2 + A_{15}2t_1 + A_{16}2t_3 + A_{17}(t_1 + t_2) + A_{18}(t_3 + t_2) + A_{19}(t_3 + t_1)] \quad (26)$$

and the mean rate of mass concentration transfer at the plate/Sherwood Number is given by

$$Sh_0 = t_3 \quad (27)$$

#### 4. DISCUSSION OF RESULTS

In this paper we have studied the effect of chemical reaction on MHD unsteady free convective Walter's memory flow with constant suction and heat sink. The effect of the parameters Gr, Gm, M, Ec, S, Pr, K and Sc on flow characteristics have been studied and shown by means of graphs and tables. In order to have physical correlations, we choose suitable values of flow parameters. To obtain the graphs the mean velocity and mean mass concentration w.r.t parameters(y) and shearwood number of mean mass concentration and skin friction of mean velocity are shown in tables

**Velocity profiles:** The mean velocity profiles are depicted in Figs 1-4. Figure-(1) shows the effects of K and M on mean velocity at any point of the fluid, when Gr=1, Gm=1, S=1, Pr=1 and Sc=1. It is noticed that the mean velocity decreases with the increase of chemical parameter (K) and magnetic field strength (M).

Figure-(2) shows the Effects of Gr and Gm on mean velocity at any point of the fluid, when K=1, M=1, S=1, Pr=1 and Sc=1. It is noticed that the velocity increases with the increase of Grashoff number (Gr) and modified Grashoff number (Gm).

Figure-(3) shows the effects of Sc and Pr on mean velocity at any point of the fluid, when Gr=1, Gm=1, S=1, K=1 and M=1. It is noticed that the velocity increases with the increase of Prandtl number (Pr), and Schmidt number (Sc).

Figure – (4) show the effects of S and Ec on mean velocity at any point of the fluid, when Gr=1, Gm=1, Sc=1, Pr=1, K=1 and M=1. It is noticed that the mean velocity increases with the increase of sink strength(S), whereas decrease with the increase of Eckert number (Ec).

**Temperature profile:** The mean temperature profiles are depicted in Figs 5-7. Figure-(5) shows the effect of the parameters S, Gr and M on mean temperature profile at any point of the fluid, when Ec=0.001, Pr=0.025, Sc=2 and Gm=5. It is noticed that the temperature rises in the increase of Grashoff number (Gr) and magnetic field strength (M) but falls for the increase of sink strength (S).

Figure-(6) shows the effect of the parameters Ec and Sc on mean temperature profile at any point of the fluid, when Pr=0.025, S=-0.5, Gm=5, M=1 and Gr=5. It is noticed that the temperature falls (near the plate) upto 1.5 units and then rises (away from the plate) when Eckert number (Ec) increases and rises in the increase of Schmidt number (Sc).

Figure-(7) shows the effect of the parameters Pr and Gm on mean temperature profile at any point of the fluid, when Ec=0.001, Sc=2, S=-0.5, M=1 and Gr=5. It is noticed that the temperature falls when Pr increases and rises in the increase of modified Grashoff number (Gm).

**Mass concentration profile:** The mass concentration profiles are depicted in Fig -8 only. Figure-(8) shows the effect of the parameters Sc and K on mass concentration profile at any point of the fluid in the absence of other parameters. It is noticed that the mass concentration decreases with the decrease of both Schmidt number (Sc) and Chemical parameter (K).

**Shearing stress of mean velocity:** The shearing stresses of mean velocity are depicted in Table(1) it shows the effect of the parameters Pr, Sc, K, Gr, Gm, M and S on shearing stress of mean velocity at the plate of the fluid when Ec=0.002. It is noticed that shearing stress at plate decreases with the increase of Schmidt number (Sc), magnetic field strength (M) and chemical parameter (K), whereas increases with the increase of Grashoff number (Gr) and modified Grashoff number (Gm).

**Nusselt number of mean Temperature:** Table-(2) shows the effect of the parameters S, M, Pr and Ec on the mean rate of heat transfer for mercury and electrolytic solution at the plate. It is observed that the mean rate of heat transfer increases with the increase in magnetic field strength (M) and decreases with the increase in sink strength (S) both for mercury and electrolytic solution, where as it increases for mercury and decreases for electrolytic solution with the increase in magnetic Eckert number (Ec).

**Sherwood Number of mean Mass concentration:** Table-(3) shows the effect of the parameters K and Sc on the mean rate of mass transfer at the plate. It is observed that the mean rate of mass transfer increases with the increase of Schmidt number (Sc) and chemical parameter (K).

**Table-1: Effect of K, M, Gr, Gm, Sc on Skin Friction**

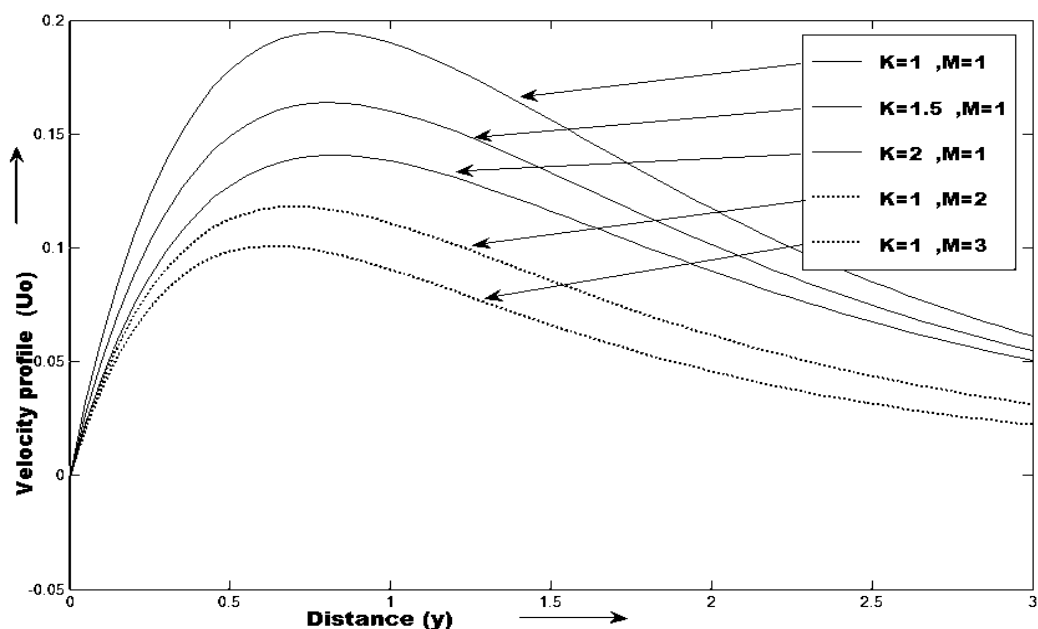
| K | Gr | Gm | Sc | M | skin friction |
|---|----|----|----|---|---------------|
| 1 | 1  | 1  | 1  | 1 | 0.7169        |
|   |    |    |    |   | 1.0639        |
|   |    |    |    |   | 2.2074        |
|   | 1  | 2  | 1  | 1 | 1.1541        |
|   |    |    |    |   | 1.8854        |
|   |    | 4  |    |   | 0.5350        |
|   | 1  | 1  | 4  | 2 | 0.5132        |
|   |    |    | 5  |   | 0.5374        |
|   |    |    | 1  |   | 0.4277        |
|   |    |    | 7  |   | 0.3974        |
| 2 | 2  | 5  | 7  | 1 | 0.5003        |
| 5 |    |    |    |   | 0.1481        |
| 7 |    |    |    |   | 0.0468        |

**Table-2: Values of mean rate of heat transfer  $Nu_0$  for fixed values of  $Gr = 5.0$**

| Pr when $Gm=5, Sc=1$                 | M   | S     | Ec    | $Nu_0$ |
|--------------------------------------|-----|-------|-------|--------|
| Mercury ( $Pr = 0.00000.025$ )       | 1.0 | -0.05 | 0.001 | 0.0322 |
|                                      | 5.0 | -0.05 | 0.001 | 0.0341 |
|                                      | 5.0 | -0.1  | 0.001 | 0.0404 |
|                                      | 10  | -0.2  | 0.001 | 0.0500 |
|                                      | 10  | -0.2  | 0.1   | 0.0485 |
|                                      | 5   | -0.1  | 0.1   | 0.0471 |
| Electrolytic solution ( $Pr = 1.0$ ) | 1.0 | -0.05 | 0.001 | 1.0121 |
|                                      | 5.0 | -0.05 | 0.001 | 1.0123 |
|                                      | 5.0 | -0.10 | 0.001 | 1.0244 |
|                                      | 1.0 | -0.05 | 0.1   | 0.9903 |
|                                      | 1.0 | -0.05 | 0.5   | 0.9019 |

**Table-3: Effect of K and Sc on Sherwood Number**

| K | Sc | Sherwood Number |
|---|----|-----------------|
| 2 | 2  | 2.4142          |
| 2 | 4  | 4.4495          |
| 2 | 7  | 7.4686          |
| 4 | 2  | 2.7321          |
| 6 | 2  | 3               |



**Fig-(1): Effects of K and M on Velocity profile, When  $Gr=1$ ,  $Gm=1$ ,  $S=1$ ,  $Pr=1$  and  $Sc=1$ .**

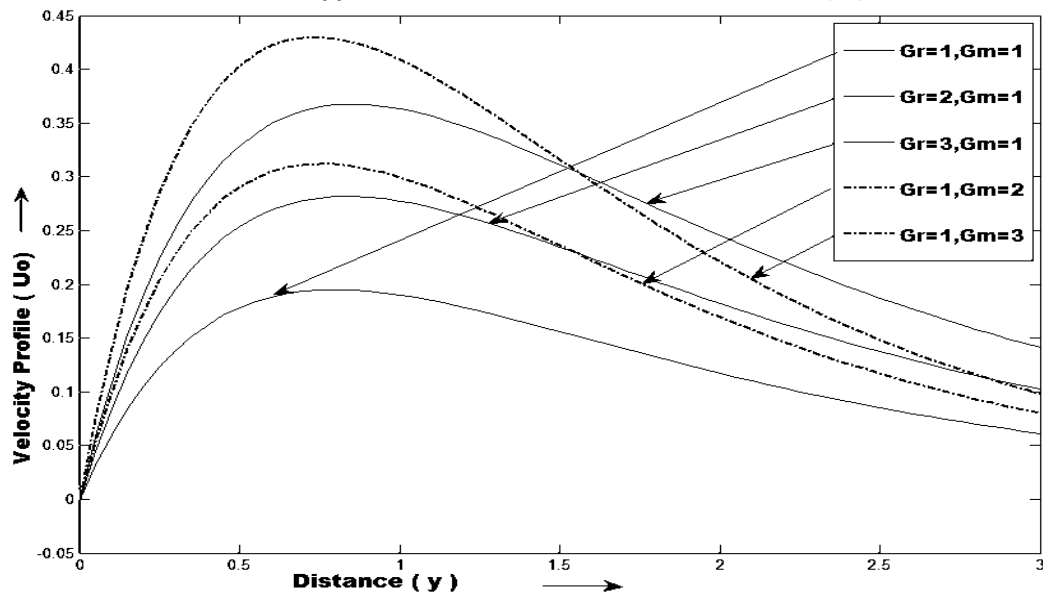


Fig-(2): Effects of Gr and Gm on Velocity profile, When  $K=1$ ,  $M=1$ ,  $S=1$ ,  $Pr=1$  and  $Sc=1$ .

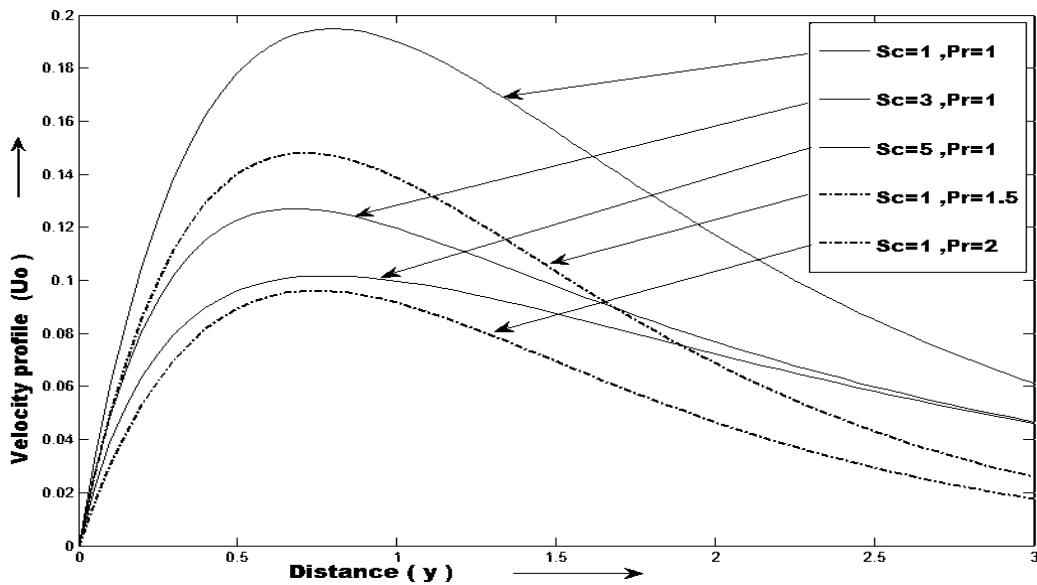


Fig-(3): Effects of Sc and Pr on Velocity profile, When  $Gr=1$ ,  $Gm=1$ ,  $S=1$ ,  $K=1$  and  $M=1$ .

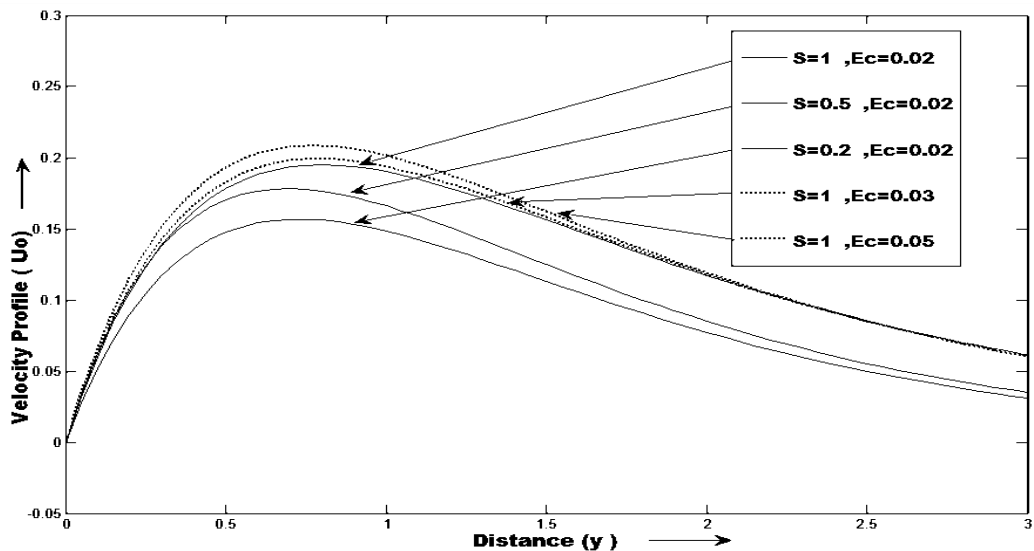
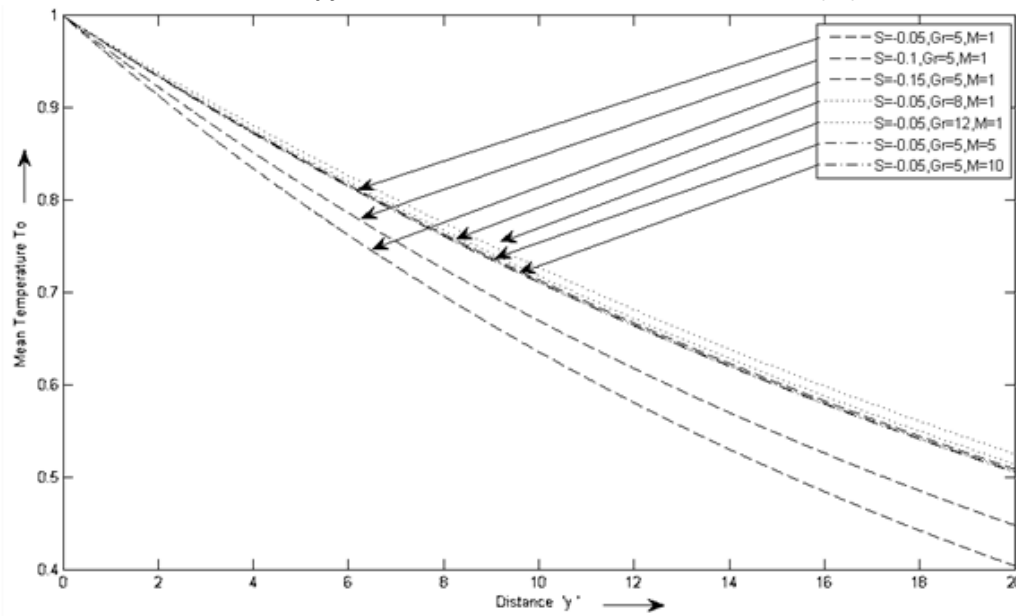
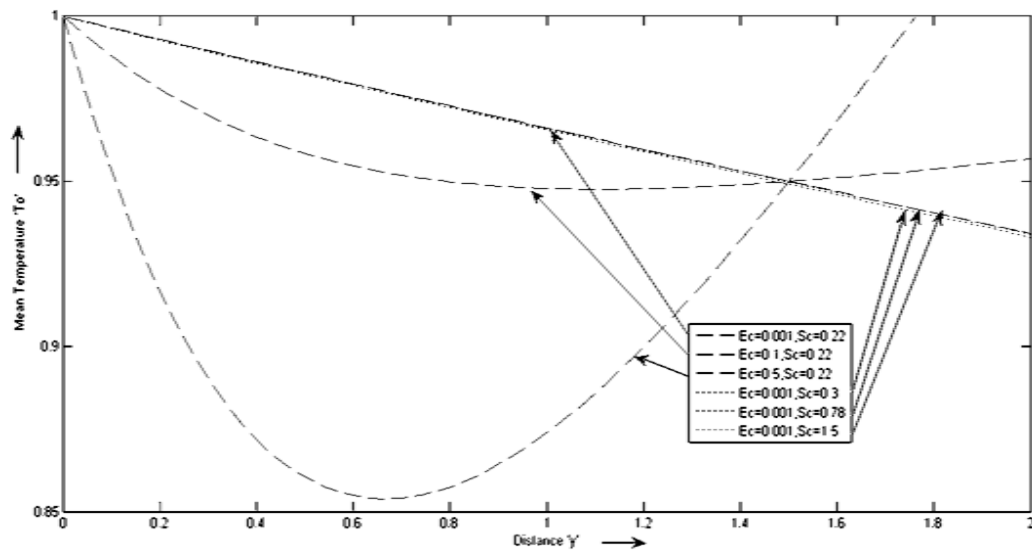


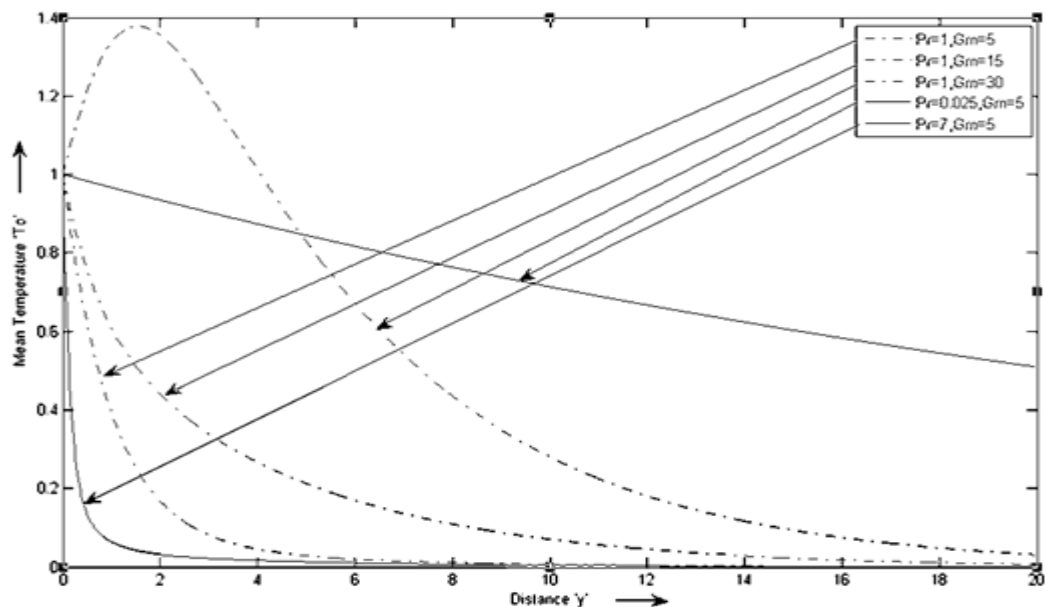
Fig-(4): Effects of S and Ec on Velocity profile, When  $Gr=1$ ,  $Gm=1$ ,  $Sc=1$ ,  $Pr=1$ ,  $K=1$  and  $M=1$ .



**Fig (5): Effect of S, Gr, M on Mean temperature profile when  $Ec=0.001$ ,  $Pr=0.025$ ,  $Sc=2$  and  $Gm=5$ .**

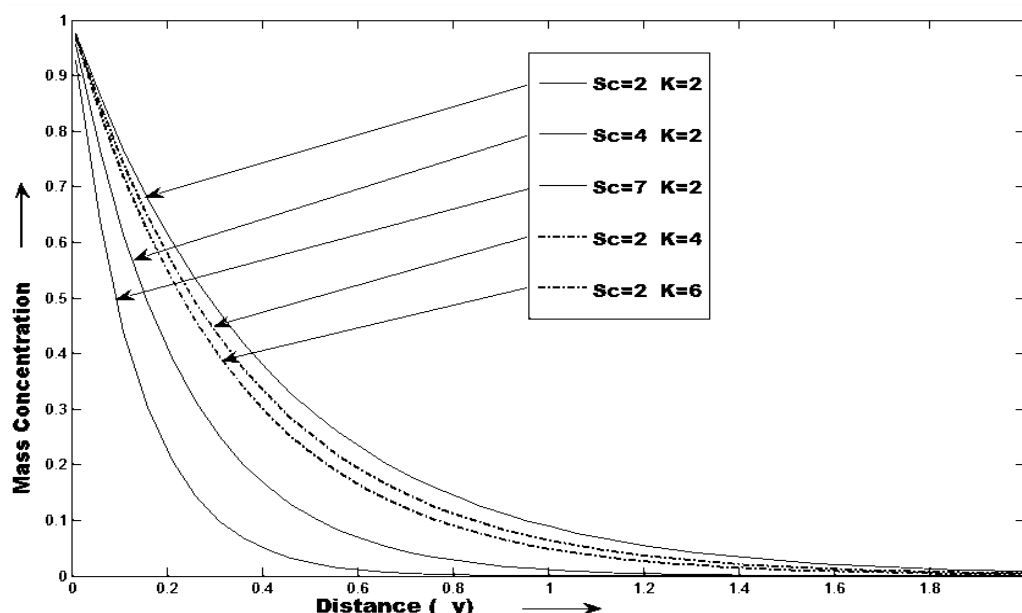


**Fig (6): Effect of Ec and Sc on Mean temperature profile when  $Pr=0.025$ ,  $S=0.5$ ,  $Gm=5$ ,  $M=1$  and  $Gr=5$**



**Fig (7): Effect of Pr and Gm on Mean temperature profile when  $Ec=0.001$ ,  $Sc=2$ ,  $S=0.5$ ,  $M=1$  and  $Gr=5$ .**





**Fig-(8): Effects of Sc and K on Mass concentration profile, in the absence of other parameter.**

#### REFERENCE

1. Gupta, A.S. Appl. Sci. Res. Vol. 9A, p. 319. 1960.
2. Vajravelu, K. and Sastri, K.S. Fluid Mechanics vol-86 Part (II) 365–383, 1978.
3. Raptis, A. Kafousias N. and Massalas C., ZAMM,62,489,1982.
4. Raptis, A. Perdakis, C., Energy Research, 7, 391–395, 1983.
5. Mohapatra, P. and Senapati N., Reg. J. Heat Energy Mass transfer, 6(4), 297-304, 1984.
6. Mohapatra, P. and Senapati N., J. National Acad. of Mathematics, 5, 49-65, 1987.
7. Mohapatra, P. and Senapati N. AMSE, 37(1), 1-23, 1990.
8. Geindreau, C. Auriault, J. L., J. Fluid Mech., 466, 343–363, 2002.
9. Sharma, P.K. Acta Ciencia Indica Mathematics. 30(4): 873-880, 2004.
10. Rahman, M. M. and Sattar, M. A. J. Heat Transfer. 128(2): 142-152, 2006.
11. Ramana Murthy, M.V., Noushima Humera G., Rafiuddin and M. Chenna Krishan Reddy M. ARPN Journal of Engineering and Applied Sciences VOL. 2, NO. 5, OCTOBER 2007.
12. Senapati, N. and Dhal, R.K., magnetic effect on mass and heat transfer of a hydrodynamic flow past a vertical oscillating plate in presence of chemical reaction, AMSE, B-2, 79(2):60-66, .2011.
13. Senapati, N., Dhal, R.K. and Das, T.K. Mass transfer effects on MHD unsteady free convective Walter's memory flow with constant suction and heat sink. International journal of mathematical archive-3(4), 2012.

**Source of support: Nil, Conflict of interest: None Declared**